



VAN SHELVING

Industry leading strength.
The perfect fit for the toughest jobs.



TOUGH
Extrusion builds durability into shelf.



QUIET
Shelf tray, end panel and extrusion are engineered to be vibration free.



ORGANIZED
A well-planned van outfit increases productivity.

VAN SHELVING

APPLICATION GUIDE P. 132

NOMENCLATURE P. 130

VAN SHELVING ACCESSORIES

BINS P. 143

DIVIDERS (LOW AND HIGH) P. 142

SHELF BLOCK KIT P. 143

VAN SHELVING DOORS P. 141

VAN SHELVING

FOLD-AWAY SHELVING UNIT P. 144

SHELVING UNIT FOR LOW ROOF VAN P. 134

SHELVING UNIT FOR DEEP HIGH ROOF VAN P. 135

SHELVING UNIT FOR HIGH ROOF VAN P. 136

SHELVING UNIT FOR PROMASTER CITY P. 137

SHELVING UNIT FOR SQUARE BACK SHELVING P. 138

SHELVING UNIT FOR TRANSIT CONNECT P. 140

Ranger Design shelving is built strong and durable and often outlasts the vehicle. Designed to fit with maximum efficiency, Ranger Design shelving optimizes the space in a work van's cargo area.

RANGER DESIGN'S SHELVING

We want to simplify the customers' experience and make it easier to install both the shelving and the accessories.

This simple line of shelving makes it easy for you to stock. It enables you to upfit vans faster and to put them on the road quickly.

The benefits of Ranger Design shelving :

- › Simple product line
- › Easy installation in all vans
- › High quality
- › Steel line for quality and value
- › Aluminum line for increased payload

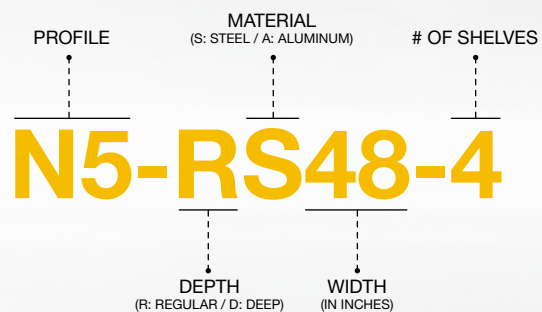
UNITS OFFERED

Description	Size (shelf tray & height)	Materials	Fits	36	48	60	72	84	96
High Roof Van (Square back with Notch)	14" x 62.5"	Steel, Aluminum	Box Truck, Step Van & Trailer, Nissan NV, ProMaster, Sprinter, Transit	×	×	×	×	×	×
Deep High Roof Van (Square back with Notch)	18" x 62.5"	Steel	Box Truck, Step Van & Trailer, Nissan NV, ProMaster, Sprinter, Transit	×	×	×	×	×	×
Low Roof Van (Square back with Notch)	14" x 46.5"	Steel, Aluminum	Box Truck, Step Van & Trailer, Metris, Nissan NV, NV 200, Savana, Transit	×	×	×	×	×	×
Transit Connect	14" x 46.5"	Steel, Aluminum	Transit Connect	×		×			
ProMaster City	14" x 46.5"	Steel, Aluminum	ProMaster City	×		×			
Square back shelving	14" x 26"	Steel, Aluminum	Box Truck, Step Van & Trailer	×	×	×			
Square back shelving	14" x 34"	Steel, Aluminum	Box Truck, Step Van & Trailer	×	×	×			

CONFIGURATION

- › 7 Profiles
- › Shelving comes as a base model
- › Shelves can be upgraded with bins or with dividers
- › All shelves are flat to allow for either bins or dividers

NOMENCLATURE



7 PROFILES

N4	44.5" H with notch at the back
N5-D	62" H Deep with notch at the back
N5-R	62" H with notch at the back
P4	42" H Contoured ProMaster City
S2	26" H Square back
S3	34" H Square back
T4	41.5" H Contoured Transit Connect



Application Guide



Type	Material	Box Truck, Step Van & Trailer	Chevrolet Express	Ford Transit 130"	Ford Transit 148"	Ford Transit 148" Ext.	Ford Transit Connect	GMC Savana	Mercedes-Benz Metris 126"
N4 44.5" H with notch at the back	Aluminum	P. 134	P. 134	P. 134	P. 134			P. 134	P. 134
N4 44.5" H with notch at the back	Steel	P. 134	P. 134	P. 134	P. 134			P. 134	P. 134
N5-D 62" H Deep with notch at the back	Steel	P. 135		P. 135	P. 135	P. 135			
N5-R 62" H with notch at the back	Aluminum	P. 136		P. 136	P. 136	P. 136			
N5-R 62" H with notch at the back	Steel	P. 136		P. 136	P. 136	P. 136			
P4 42" H Contoured ProMaster City	Aluminum								
P4 42" H Contoured ProMaster City	Steel								
S2 26" H Square back	Aluminum	P. 138							
S2 26" H Square back	Steel	P. 138							
S3 34" H Square back	Aluminum	P. 139							
S3 34" H Square back	Steel	P. 139							
T4 41.5" H Contoured Transit Connect	Aluminum						P. 140		
T4 41.5" H Contoured Transit Connect	Steel						P. 140		











VAN SHELVING

SHELVING SIZES

DESIGNED TO INTEGRATE WITH RANGER DESIGN'S FLOORS



See page P. 158 for accessories

									
Mercedes-Benz Metris 135"	Mercedes-Benz Sprinter	Nissan NV 146" Low Roof	Nissan NV 146" High Roof	Nissan NV200 115"	Ram ProMaster 118"	Ram ProMaster 136"	Ram ProMaster 159"	Ram ProMaster 159" Ext	Ram ProMaster City 122"
P. 134		P. 134		P. 134					
P. 134		P. 134		P. 134					
	P. 135		P. 135		P. 135	P. 135	P. 135	P. 135	
	P. 136		P. 136		P. 136	P. 136	P. 136	P. 136	
	P. 136		P. 136		P. 136	P. 136	P. 136	P. 136	
									P. 137
									P. 137

VAN SHELving

SHELF TRAYS

- > All shelf trays (for both steel and aluminum shelving) use aluminum extrusion for the best strength to weight ratio
- > 3" High extrusions for maximum strength and utility
- > All shelves come with marine grade plywood base



VAN SHELVING – UNIT FOR LOW ROOF VAN

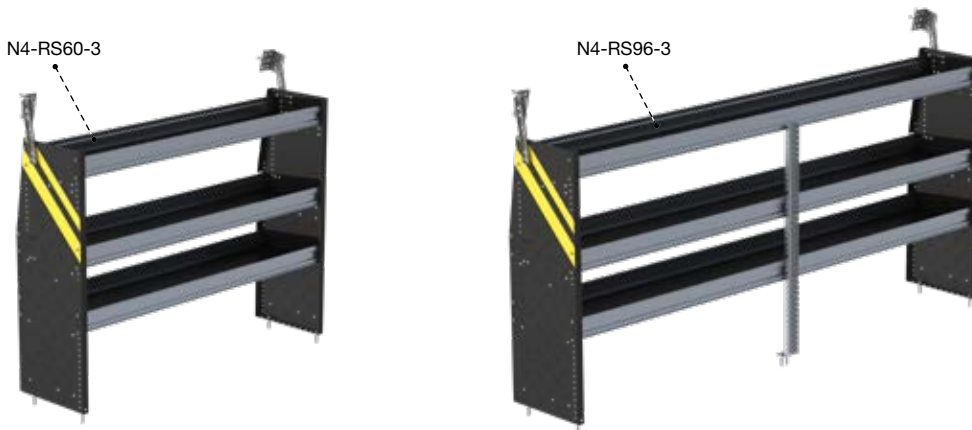


Aluminum						
N4-RA36-3	16" D x 36" W x 44.5" H	41 lbs	3 Shelves (12", 14", 14")	77-U1036	1 hr	Yes
N4-RA48-3	16" D x 48" W x 44.5" H	48 lbs	3 Shelves (12", 14", 14")	77-U1048	1 hr	Yes
N4-RA60-3	16" D x 60" W x 44.5" H	56 lbs	3 Shelves (12", 14", 14")	77-U1060	1 hr	Yes
N4-RA72-3	16" D x 72" W x 44.5" H	65.5 lbs	3 Shelves (12", 14", 14")	77-U1036	1.1 hrs	Yes
N4-RA84-3	16" D x 84" W x 44.5" H	73 lbs	3 Shelves (12", 14", 14")	77-U1036, 77-U1048	1.1 hrs	Yes
N4-RA96-3	16" D x 96" W x 44.5" H	80.5 lbs	3 Shelves (12", 14", 14")	77-U1048	1.1 hrs	Yes



Will only fit upto specific length
 Mercedes-Benz Metris 126" upto 72"
 Mercedes-Benz Metris 135" upto 84"
 Nissan NV200 115" upto 60"

Shelving on this page fits inside these vehicles



Steel						
N4-RS36-3	16" D x 36" W x 44.5" H	50 lbs	3 Shelves (12", 14", 14")	77-U1036	1 hr	Yes
N4-RS48-3	16" D x 48" W x 44.5" H	57.5 lbs	3 Shelves (12", 14", 14")	77-U1048	1 hr	Yes
N4-RS60-3	16" D x 60" W x 44.5" H	65 lbs	3 Shelves (12", 14", 14")	77-U1060	1 hr	Yes
N4-RS72-3	16" D x 72" W x 44.5" H	74.5 lbs	3 Shelves (12", 14", 14")	77-U1036	1.1 hrs	Yes
N4-RS84-3	16" D x 84" W x 44.5" H	82 lbs	3 Shelves (12", 14", 14")	77-U1036, 77-U1048	1.1 hrs	Yes
N4-RS96-3	16" D x 96" W x 44.5" H	90 lbs	3 Shelves (12", 14", 14")	77-U1048	1.1 hrs	Yes

VAN SHELVING – DEEP SHELVING FOR HIGH ROOF VAN

N5-DS60-4



N5-DS96-4



Steel						
N5-DS36-4	20" D x 36" W x 62" H	74 lbs	4 Shelves (16", 18", 18", 18")	77-U1036	1.2 hrs	Yes
N5-DS48-4	20" D x 48" W x 62" H	92.25 lbs	4 Shelves (16", 18", 18", 18")	77-U1048	1.2 hrs	Yes
N5-DS60-4	20" D x 60" W x 62" H	104.25 lbs	4 Shelves (16", 18", 18", 18")	77-U1060	1.2 hrs	Yes
N5-DS72-4	20" D x 72" W x 62" H	119 lbs	4 Shelves (16", 18", 18", 18")	77-U1036	1.4 hrs	Yes
N5-DS84-4	20" D x 84" W x 62" H	131 lbs	4 Shelves (16", 18", 18", 18")	77-U1036, 77-U1048	1.4 hrs	Yes
N5-DS96-4	20" D x 96" W x 62" H	143 lbs	4 Shelves (16", 18", 18", 18")	77-U1048	1.4 hrs	Yes



Shelving on this page fits inside these vehicles



VAN SHELVING – UNIT FOR HIGH ROOF VAN



Aluminum						
N5-RA36-4	16" D x 36" W x 62" H	54 lbs	4 Shelves (12", 14", 14", 14")	77-U1036	1.2 hrs	Yes
N5-RA48-4	16" D x 48" W x 62" H	64 lbs	4 Shelves (12", 14", 14", 14")	77-U1048	1.2 hrs	Yes
N5-RA60-4	16" D x 60" W x 62" H	74.5 lbs	4 Shelves (12", 14", 14", 14")	77-U1060	1.2 hrs	Yes
N5-RA72-4	16" D x 72" W x 62" H	87 lbs	4 Shelves (12", 14", 14", 14")	77-U1036	1.4 hrs	Yes
N5-RA84-4	16" D x 84" W x 62" H	97 lbs	4 Shelves (12", 14", 14", 14")	77-U1036, 77-U1048	1.4 hrs	Yes
N5-RA96-4	16" D x 96" W x 62" H	107.5 lbs	4 Shelves (12", 14", 14", 14")	77-U1048	1.4 hrs	Yes











Shelving on this page fits inside these vehicles



Steel						
N5-RS36-4	16" D x 36" W x 62" H	67.75 lbs	4 Shelves (12", 14", 14", 14")	77-U1036	1.2 hrs	Yes
N5-RS48-4	16" D x 48" W x 62" H	78 lbs	4 Shelves (12", 14", 14", 14")	77-U1048	1.2 hrs	Yes
N5-RS60-4	16" D x 60" W x 62" H	88 lbs	4 Shelves (12", 14", 14", 14")	77-U1060	1.2 hrs	Yes
N5-RS72-4	16" D x 72" W x 62" H	100.5 lbs	4 Shelves (12", 14", 14", 14")	77-U1036	1.4 hrs	Yes
N5-RS84-4	16" D x 84" W x 62" H	111 lbs	4 Shelves (12", 14", 14", 14")	77-U1036, 77-U1048	1.4 hrs	Yes
N5-RS96-4	16" D x 96" W x 62" H	121 lbs	4 Shelves (12", 14", 14", 14")	77-U1048	1.4 hrs	Yes

VAN SHELVING – UNIT FOR PROMASTER CITY







	 Aluminum						
P4-RA36-3	15.75" D x 36" W x 42" H		37.5 lbs	3 Shelves (12", 14", 10")	77-U1036	1 hr	Yes
P4-RA60-3	15.75" D x 60" W x 42" H		51.75 lbs	3 Shelves (12", 14", 10")	77-U1060	1 hr	Yes










Shelving on this page fits inside these vehicles



	 Steel						
P4-RS36-3	15.75" D x 36" W x 42" H		45.25 lbs	3 Shelves (12", 14", 10")	77-U1036	1 hr	Yes
P4-RS60-3	15.75" D x 60" W x 42" H		59.5 lbs	3 Shelves (12", 14", 10")	77-U1060	1 hr	Yes

VAN SHELVING – SQUARE BACK SHELVING UNIT







 Aluminum						
S2-RA36-2	16" D x 36" W x 28" H	28 lbs	2 Shelves (14", 14")	77-U1036	0.9 hr	Yes
S2-RA48-2	16" D x 48" W x 28" H	33.5 lbs	2 Shelves (14", 14")	77-U1048	0.9 hr	Yes
S2-RA60-2	16" D x 60" W x 28" H	38.5 lbs	2 Shelves (14", 14")	77-U1060	0.9 hr	Yes



Box Truck,
Step Van & Trailer

Shelving on this page fits inside these vehicles



 Steel						
S2-RS36-2	16" D x 36" W x 28" H	34 lbs	2 Shelves (14", 14")	77-U1036	0.9 hr	Yes
S2-RS48-2	16" D x 48" W x 28" H	39 lbs	2 Shelves (14", 14")	77-U1048	0.9 hr	Yes
S2-RS60-2	16" D x 60" W x 28" H	44.5 lbs	2 Shelves (14", 14")	77-U1060	0.9 hr	Yes

VAN SHELVING – SQUARE BACK SHELVING UNIT



Aluminum						
S3-RA36-3	16" D x 36" W x 36" H	38.75 lbs	3 Shelves (14", 14", 14")	77-U1036	1 hr	Yes
S3-RA48-3	16" D x 48" W x 36" H	46.5 lbs	3 Shelves (14", 14", 14")	77-U1048	1 hr	Yes
S3-RA60-3	16" D x 60" W x 36" H	54.25 lbs	3 Shelves (14", 14", 14")	77-U1060	1 hr	Yes



Box Truck,
Step Van & Trailer

Shelving on this page fits inside these vehicles



Steel						
S3-RS36-3	16" D x 36" W x 36" H	46 lbs	3 Shelves (14", 14", 14")	77-U1036	1 hr	Yes
S3-RS48-3	16" D x 48" W x 36" H	54 lbs	3 Shelves (14", 14", 14")	77-U1048	1 hr	Yes
S3-RS60-3	16" D x 60" W x 36" H	61.75 lbs	3 Shelves (14", 14", 14")	77-U1060	1 hr	Yes

VAN SHELVING – UNIT FOR TRANSIT CONNECT



	Aluminum						
T4-RA36-3		15.75" D x 36" W x 41.5" H	39 lbs	3 Shelves (14", 14", 12")	77-U1036	1 hr	Yes
T4-RA60-3		15.75" D x 60" W x 41.5" H	54 lbs	3 Shelves (14", 14", 12")	77-U1060	1 hr	Yes

VAN SHELVING



Shelving on this page fits inside these vehicles




	Steel						
T4-RS36-3		15.75" D x 36" W x 41.5" H	47 lbs	3 Shelves (14", 14", 12")	77-U1036	1 hr	Yes
T4-RS60-3		15.75" D x 60" W x 41.5" H	62 lbs	3 Shelves (14", 14", 12")	77-U1060	1 hr	Yes





SHELVING DOORS

3 different doors are available to fit all our shelving units, according to the width of the shelf.

It's Simple:

- > Adjustable height
- > Drill free install
- > Very easy to stock



Aluminum		Use with shelf width			
77-U1036	36" adjustable	36", 72", 84"	7.2 lbs	0.5 hr	Yes
77-U1048	48" adjustable	48", 84", 96"	8.9 lbs	0.5 hr	Yes
77-U1060	60" adjustable	60"	10.6 lbs	0.5 hr	Yes

84" Shelf will accommodate one 77-U1036 and one 77-U1048 only.



VAN SHELVING

DIVIDERS

SET OF FIVE

- > Sold in packs of 5 for each depth of shelf tray
- > Infinitely adjustable
- > Metal extrusion for strength, plastic clips to ensure no noise



Material	Dimensions	Weight	Shelf Opening
Aluminum			
62-UDR10	10" D × 1.125" W × 3" H	1.1 lbs	Yes
62-UDR12	12" D × 1.125" W × 3" H	1.3 lbs	Yes
62-UDR14	14" D × 1.125" W × 3" H	1.5 lbs	Yes
62-UDR16	16" D × 1.125" W × 3" H	1.7 lbs	Yes
62-UDR18	18" D × 1.125" W × 3" H	1.9 lbs	Yes

VAN SHELVING

HIGH DIVIDERS

SET OF FIVE



Material	Dimensions	Weight	Shelf Opening
Aluminum			
62-UDH10	10" D × 1.125" W × 6" H	2.2 lbs	No
62-UDH12	12" D × 1.125" W × 6" H	2.7 lbs	No
62-UDH14	14" D × 1.125" W × 6" H	3.2 lbs	No
62-UDH16	16" D × 1.125" W × 6" H	3.7 lbs	No
62-UDH18	18" D × 1.125" W × 6" H	4.1 lbs	No

- > Sold in packs of 5 for each depth of shelf tray
- > Infinitely adjustable
- > 6" high to ensure stock stays put

BINS

- > 3 Sizes: 10", 12", 14" deep
- > All 12" wide
- > Comes with a center divider
- > Packs of two cross dividers available (62-U1212)



62-U1110

10" Deep plastic bins

Plastic

	10.87" D x 11.87" W x 5.25" H
	1.5 lbs
	–
	Yes



62-U1112

12" Deep plastic bins

Plastic

	12.87" D x 11.87" W x 5.25" H
	1.7 lbs
	–
	Yes



62-U1114

14" Deep plastic bins

Plastic

	14.87" D x 11.87" W x 5.25" H
	1.9 lbs
	–
	Yes



62-U1212

2 Cross dividers for plastic bins
Fits all size bins

Plastic

	11.25" D x 0.875" W x 4.25" H
	0.3 lb
	–
	Yes

SHELF BLOCK KIT

- > Universal shelf block
- > Compatible with all shelving
- > The height is adjustable from 12-17" in 1" increments



70-U7740

Universal shelf block

Aluminum

	14" D x 1.5" W x 12" H
	2.2 lbs
	0.5 hr
	No



RANGER DESIGN'S FOLD-AWAY

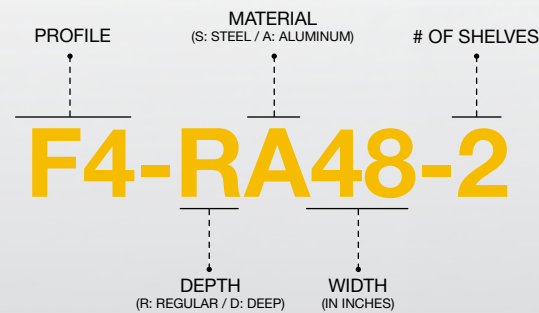
Ranger Design's Fold-Away shelving is designed to offer delivery companies the most flexible storage space possible. Folding shelves allow the driver to quickly and easily change the configuration depending on the delivery needs.

With a 250 lbs weight capacity, the shelves can be adjusted to carry packages of various sizes, while large skids can be put on the floor eliminating wasted space and increasing efficiency.

The benefits of Fold-Away shelving :

- > Quiet and rattle free
- > Easy installation in all vans
- > Maximization of cargo space
- > Anti-pinch guards to ensure safety

NOMENCLATURE



2 PROFILES

F4	48" H Fold-Away
F5	63" H Fold-Away



VAN SHELVING – FOLD-AWAY



Aluminum							
84-U0048	Fold-Away Post with foot	8" D × 9" W × 54.5" H	10.5 lbs	–	–	0.5 hr	Yes
84-U0063	Fold-Away Post with foot	8" D × 9" W × 65" H	11.5 lbs	–	–	0.5 hr	Yes

Dimensions include the brackets. The posts alone are 48" H and 63" H



Aluminum							
84-U1830	Fold-Away shelf tray	18" D × 30" W	19 lbs	18"	–	0.3 hr	Yes
84-U1836	Fold-Away shelf tray	18" D × 36" W	19 lbs	18"	–	0.3 hr	Yes
84-U1848	Fold-Away shelf tray	18" D × 48" W	23 lbs	18"	–	0.3 hr	Yes
84-U1860	Fold-Away shelf tray	18" D × 60" W	26.5 lbs	18"	–	0.3 hr	Yes
84-U1872	Fold-Away shelf tray	18" D × 72" W	30 lbs	18"	–	0.3 hr	Yes
84-U2036	Fold-Away shelf tray	20" D × 36" W	21.5 lbs	20"	–	0.3 hr	Yes
84-U2048	Fold-Away shelf tray	20" D × 48" W	25 lbs	20"	–	0.3 hr	Yes
84-U2060	Fold-Away shelf tray	20" D × 60" W	28 lbs	20"	–	0.3 hr	Yes
84-U2072	Fold-Away shelf tray	20" D × 72" W	31.5 lbs	20"	–	0.3 hr	Yes

VAN SHELVING – FOLD-AWAY



Aluminum



F4-RA30-2	Fold-Away unit with 2 shelves	22" D x 42" W x 51" H	58.4 lbs	2 shelves (18", 18")	250 lbs	1.6 hrs	Yes
F4-RA36-2	Fold-Away unit with 2 shelves	22" D x 48" W x 51" H	61.4 lbs	2 shelves (18", 18")	250 lbs	1.6 hrs	Yes
F4-RA48-2	Fold-Away unit with 2 shelves	22" D x 60" W x 51" H	67.6 lbs	2 shelves (18", 18")	250 lbs	1.6 hrs	Yes
F4-RA60-2	Fold-Away unit with 2 shelves	22" D x 72" W x 51" H	73 lbs	2 shelves (18", 18")	250 lbs	1.6 hrs	Yes
F4-RA72-2	Fold-Away unit with 2 shelves	22" D x 84" W x 51" H	80 lbs	2 shelves (18", 18")	250 lbs	1.6 hrs	Yes

The dimensions shown are the final installed dimensions with the brackets



Chevrolet Express



Ford Transit Low Roof



Ford Transit Connect



GMC Savana



Mercedes-Benz Metris



Nissan NV Low Roof



Nissan NV200



Ram ProMaster City

Does not fit the F4-RA72-2

Shelving on this page fits inside these vehicles




VAN SHELVING – FOLD-AWAY




Aluminum							
F5-RA36-2	Fold-Away unit with 2 shelves	25" D × 48" W × 65" H	66 lbs	2 shelves (20", 20")	250 lbs	1.6 hrs	Yes
F5-RA48-2	Fold-Away unit with 2 shelves	25" D × 60" W × 65" H	72.5 lbs	2 shelves (20", 20")	250 lbs	1.6 hrs	Yes
F5-RA60-2	Fold-Away unit with 2 shelves	25" D × 72" W × 65" H	79 lbs	2 shelves (20", 20")	250 lbs	1.6 hrs	Yes
F5-RA72-2	Fold-Away unit with 2 shelves	25" D × 84" W × 65" H	86 lbs	2 shelves (20", 20")	250 lbs	1.6 hrs	Yes

The dimensions shown are the final installed dimensions with the brackets



Shelving on this page fits inside these vehicles



Aluminum							
F5-RA36-3	Fold-Away unit, with 3 shelves	22" D × 48" W × 65" H	84 lbs	3 shelves (18", 18", 18")	300 lbs	1.9 hrs	Yes
F5-RA48-3	Fold-Away unit, with 3 shelves	22" D × 60" W × 65" H	93 lbs	3 shelves (18", 18", 18")	300 lbs	1.9 hrs	Yes
F5-RA60-3	Fold-Away unit, with 3 shelves	22" D × 72" W × 65" H	102 lbs	3 shelves (18", 18", 18")	300 lbs	1.9 hrs	Yes
F5-RA72-3	Fold-Away unit, with 3 shelves	22" D × 84" W × 65" H	111.5 lbs	3 shelves (18", 18", 18")	300 lbs	1.9 hrs	Yes

The dimensions shown are the final installed dimensions with the brackets